
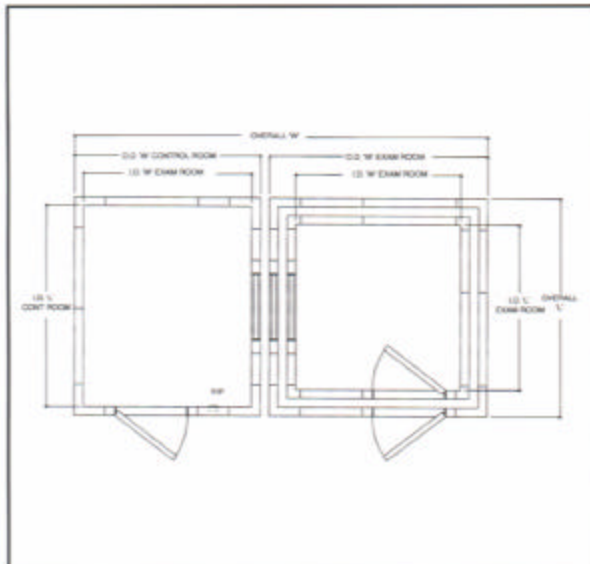


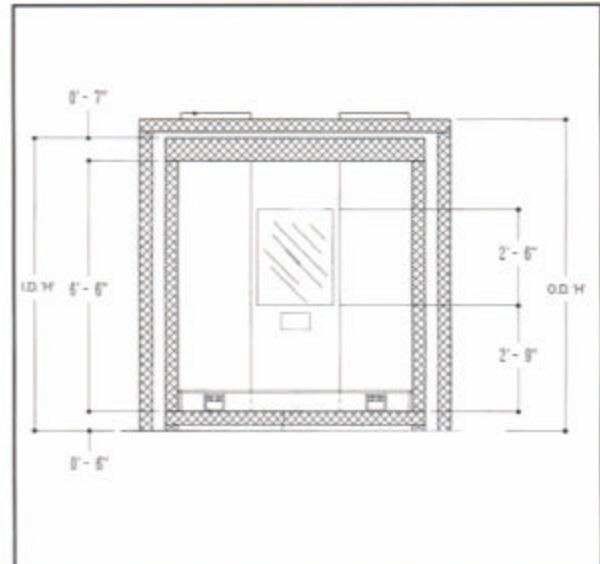
The 160act Series **Double-wall** Control/Exam Suite is constructed of 4 in. thick modular panels, complete with carpeted vibration isolated floor, space-saver roof mounted ventilation, recessed electrical, **Noise-Lock** doors and double glazed windows, audiometric jack panels acoustically matched and shipped ready for field assembly.



160act Series Audiometric Booth



160act Series Plan



160act Series Typical Elevation (Exam Room)

Model No.	Control Room Inside Dimension L x W	I.D. Hgt	Exam Inside Dimension L x W	Overall Outside Dimension L x W	O.D. Hgt	Weight lbs.
160act-1	7'-06" x 6'-04"	6'-6"	6'-02" x 6'-02"	8'-2" x 15'-06"	8'-1"	11,527
160act-2	8'-08" x 6'-04"		7'-04" x 7'-04"	9'-4" x 16'-08"		12,525
160act-3	9'-10" x 7'-06"		8'-06" x 8'-06"	10'-6" x 19'-00"		15,446
160act-4	11'-00" x 8'-08"		9'-08" x 9'-08"	11'-8" x 21'-04"		18,624